


Countryside Montessori School

January 2013 Newsletter



Happy New Year! I hope you have a wonderful holiday season and that you were able to enjoy some family time! The staff enjoyed a gift exchange and dinner party at my house just before the winter break. It was really nice to spend time with the staff away from Countryside. We had a wonderful time!!

I was hoping that I would be able to share the new website with everyone in this newsletter. However, with the holiday season the website was not able to be published as planned. Once it has been published I will send home information on how to access the parent only login page.

We have installed a tuition/suggestion/comment box just outside the office door. It is a black box that is locked at all times. If I am not in the office please place your tuition check in the box. Also, if you have any comments or suggestions you can fill out a form and place it in the box.

Thank you to all who donated toys for the toy drive! It is always nice to give to others in need during the holiday season!

Fall and Summer enrollment information will be sent home later this week. If you plan to enroll your child for summer or next fall please do so as soon as possible. We already have several children on the waiting list for both programs. Also, if you enroll by January 31st you can take advantage of the current rates. A decision has not been made on the tuition increase but if you enroll now you can lock in the current rate for both summer and fall.

If your child is enrolled in our extended day program and will attend Countryside without a lapse in care you still need to fill out the registration forms for both summer and fall. Your tuition will remain the same throughout the year and will not change during the summer. However, it is extremely important to fill out the forms.

Reminder: If Countryside will close due to inclement weather a phone message will be sent by 6 a.m. and you may also find this information on Channels 2, 4 and 5. A message will also be left on the school phone.

We have our annual field trip to the St. Louis Science Center on Wednesday, February 13th. We will not hold classes on this day. On the field trip day, Countryside will only be open to the children enrolled in our extended day program (7 a.m.-5:30 p.m.). More information regarding this event will be sent home soon. Countryside has reserved the Discovery Room at both 10 and 11 a.m. Countryside will cover some of the cost of this event and will provide a pizza lunch at 12 p.m. If your child is enrolled in our extended day program you have the option of your child remaining at Countryside for the entire day or joining us on the field trip and bringing your child back to Countryside. Lunch at Countryside will be served at 11:30 so if you attend the field trip you will need to make sure your child either has lunch with the group at noon or feed them before they return to Countryside.

Upcoming Events:

January 21	MARTIN LUTHER KING DAY	NO SCHOOL
February 5	PRESCHOOL CLASS FATHER'S NIGHT	6:30 P.M.
6	TODDLER CLASS FATHER'S NIGHT	6:30 P.M.
13	FIELD TRIP (SCIENCE CENTER)	NO SCHOOL*
18	PRESIDENT'S DAY	NO SCHOOL


Infant Room

Classroom Phone: 314-873-2262




The New Year is here! We are looking forward to all the new and exciting things that are happening in our infant room! While we are going to miss our girls, Hannah and Lyla, they are moving to the Mom's Day Out Program this month. We have loved watching them learn, grow, and hit new development milestones for their age! We know they are going to love their new teachers, friends, and classroom. We are very excited to announce that we will be adding another little one though, with our new friend, Brendan, joining our class this month! We look forward to a great start for him at the beginning of this New Year. And, we wish all of our families a Happy New Year!


For the month of January we are going to focus on introducing sign language to many of our younger babies. Listed below are the four main signs we begin with under 12 months of age. For more information regarding sign language you can visit <http://www.babysignlanguage.com/>




Milk



Eat



More



All Done

Mom's Day Out Program/One Year Old's

Classroom Phone: 314-704-5255

What's Happening in Mom's Day Out?

Happy New Year to our families in the Mother's Day Out Class...we hope you all had a great holiday with your family and friends and are ready to start a new year!

It is very hard to believe almost half of the school year is over already. Kim, Destiny, Charity and Lisa have had a great time getting to know each of your children...even four months is a long time when they are this little. Our class is saying good-bye to Christopher and Aliya. Christopher will be going to the Toddlers class in January and Aliya will be going to India for four months to visit family. Welcome to Hannah and Lyla, both of whom will be joining us in January. They are both in the Infant Room right now and are ready to move up to our classroom.

Part of your child's education in the MDO program is to do Montessori work. For about 30 minutes each day your child goes into our Montessori Room and chooses between 1-3 "works" to do. The child gets to choose their own work and put it on a tray and carry it to the table. The work includes sorting, pouring, stacking and shapes. This helps them with their fine motor skills and it is a chance to sit still and focus. After doing a work they clean up by putting their work back on the shelf. The children love the chance to go into the Montessori room each day.

When the weather cooperates, we will try to get outside during these next couple of months. Please send your child to school with a warm jacket, hat and mittens every day. We will try to go out for at least 15 minutes (or more) if it is warm enough outside.

Part of your child's education in the MDO program is to do Montessori work. For about 30 minutes each day your child goes into our Montessori Room and chooses between 1-3 "works" to do. The child gets to choose their own work and put it on a tray and carry it to the table. The work includes sorting, pouring, stacking and shapes. This helps them with their fine motor skills and it is a chance to sit still and focus. After doing a work they clean

Toddler Program

Classroom Phone: 314-704-3419

Happy New Year! We are beginning our new year with three new children from our Mom's Day Out program! Welcome Kima, Nolan, and Christopher to our classroom!

Thank you to all who were able to attend our Mothers Holiday Party. We had a wonderful turn out, and look forward to seeing all of the Dads at our Fathers night on February 6 at 6:30pm. We will have our field trip to the science center on February 13. There will be more info about father's night and the field trip to follow.

We will continue practicing our lacing skills along with number symbols and quantities up to 10. We have two lacing cards for the children to lace a shoelace around the card. On our language shelf we have an alphabet puzzle. We also have a letter matching work in which the children must match the lower case to the upper case. On our math shelf we have a number matching work. The children match the number symbol with the correct quantity picture. A favorite work in our classroom has been the color matching work. The children

have cards with a picture that represents a color (ie. Green frog, black piano) and they then have to match the word with the corresponding color. Green fits only with the picture of the frog.

We try to go outside everyday even if it is only for five or ten minutes. Please make sure your child has a warm coat, a hat, and set of mittens along with appropriate clothing for outdoor play. It may be a good idea to leave an extra pair of warm pants at school so we can put them on as an extra layer. This can be especially helpful for the girls who like to wear dresses with tights. I also recommend that everyone keeps a hat and set of mittens at school so we always have them when we need them. As always make sure that all of your child's belongings are properly labeled to avoid missing/ lost items.

Parents are more than welcome to be a classroom volunteer. We are always looking for people to make play dough, read to the class, and bring in flowers. We can have classroom readers weekly from 8:40-8:50am. You may choose books from school, your house, or the public library. Flowers can be brought in each week, and play dough will be every other week. The signup sheets will be hung in the classroom. Please feel free to add your name to any of these volunteer sheets!

The more we get together

The more we get together, together, together.
The more we get together, the happier we'll be.
'cause your friends are my friends and my friends are your friends.
The more we get together, the happier we'll be

The Good Morning Song


Good morning to you, good morning to you.
We're all in our places, with sun shiny faces.
Oh this is the way, we start our new day!

Open, shut them

Open, shut them.
Open, shut them.
Give them a little clap, clap, clap.
Open, shut them.
Open, shut them.
Place them in your lap, lap, lap.

The Good Morning Song and Open, Shut Them are sung everyday during circle time along with another song or two we learn each month.
--

As a reminder, please make sure your child is dressed in layers and bringing the appropriate outerwear to school. We try to go outside every day, even if it is only for 5 minutes. I recommend getting a set of warm mittens and a hat that can stay at school. Please remember to label all of your child's outerwear to prevent lost or misplaced items. I hope everyone has a wonderful holiday season!



Preschool/Kindergarten Program

Classroom Phone: 314-704-3401

Welcome back everyone! We hope everyone had a nice winter break and happy 2013. This year we will continue practicing our sight words during circle time, and adding new words every week. We will learn the days of the week in Spanish! We will also briefly go over our ground rules again during circle time to refresh their memory. The dramatic play area in the Practical Life room is now the Countryside Bistro. This will give the children a chance to role play and enhance their vocabulary through conversations.

As we continue our journey around the world our next stop is Antarctica. The children will be making igloos, penguins and learning about the animals and climate in Antarctica. New work is out throughout the classrooms. In the Language/Science Room we have new activities regarding land, air and water. Children will learn what an island is by making one themselves and taking about it. We have new Antarctica activities, showing the animals that live there to the clothing people must wear to be warm. We have new simple association cards which the children will match the object to the correct picture (ex. A baby matches up with a crib and a car matches up with a stop light). We have a matching activity that shows different men and women working in a variety of different occupations. This helps show the children diversity in the community. There is a lot happening this month and we can't wait to get started.

In the Practical Life room we have new material! The children will practice using small tweezers and get more practice with their chop sticks. The materials consist of smaller objects so the children will have to concentrate harder to complete it correctly. We brought out a tying book so our children learning how to tie can practice with it.

In the Sensorial Area, the children are introduced to colors by using a box containing six tablets (two red, two blue and two yellow). All the tablets are the same size in shape and texture. They differ only in highly contrasting colors. In this exercise, the child matches the colors of the tablets and learns corresponding names. We can make this exercise more difficult by increasing the number of colors and tablets. Eventually, the child should be able to match and name eleven different pairs.

Teaching children to be aware of fine differences in color is giving them remote preparation for all kinds of scientific observations, art appreciation, decorating, and many meaningful activities.

The children love to touch. Further education of the tactile sense is accomplished when the child uses rough and smooth wood. Next, the child uses a set of sandpaper tablets which offer him eight pieces of sandpaper to be paired and then graded from the roughest to the smoothest. Many of the sensorial exercises, by their very nature, are a remote preparation for academic learning.

In the math area, the Spindle Boxes represent a parallel exercise on associating the numerals with proper quantities. This time the numerals are in a fixed order and the quantities are loose. The Spindle Boxes have ten compartments labeled with figures zero through nine. In a separate box there are forty-five spindles. The child puts one spindle in compartment labeled one. Two spindles in compartment label two, etc. The first compartment is labeled zero and this is the child's first introduction to this symbol. The child usually wants to put a spindle in the compartment but has to learn that zero means none or nothing.

The numerals and Counters: In this exercise both Numeral Symbols and the quantities of red discs are loose. The child places the numeral symbols in the ascending order and places same amount of red discs under the numbers. The children are learning about odd and even numbers with counters.

One of the group activities in the Montessori classroom is the Silence Game. Dr. Montessori devised this exercise to help the youngsters develop self-control. The teacher begins the game by hanging up a card with the word with the word "Silence" on it. When the game is played, the children try to be as quiet as possible. After the children have been quiet for some minute, the teacher often whispers the names of quietly to the teacher's side. This exercise helps the children to listen attentively and to move noiselessly in the classroom. The solitude during the Silence Game makes the children aware of sounds which they do not ordinarily hear on the environment.

The children are going to learn these songs:


Five Little Snowmen

Five little snowmen sitting on the ground.
The first one said; "oh my, aren't we round".
The second one said; "there are snowflakes in the air."
The Third one said; "but we don't care."
The fourth one said; "let's run and run and run."
The fifth one said, "I'm ready for some fun."
Whew went the wind and out came the sun.
And the five little snowmen knew their fun was done.



Snow is falling all around

(Sung to; "twinkle, twinkle, little star")
Snow is falling all around.
Falling, falling, to the ground.
I catch snowflakes on my tongue.
Building snowmen is such fun.
Snow is falling all around. Falling, falling, to the ground.





Upcoming Events

The Loop Ice Carnival

Date: Friday, January 18, 2013 until Saturday, January 19, 2013

Where: The Loop Neighborhood

Celebrate winter in the Loop with live ice carving demonstrations, frozen buns runs, putt putt pub crawl, temporary tattoo scavenger hunt, ice slides, s'mores roast, live artists, performance groups and more. 10:00 a.m. - 6:00 p.m. <http://www.visittheloop.com/>, (314) 727-8000

Sesame Street Live "Can't Stop Singing"

Date: Thursday, January 24, 2013 until Sunday, January 27, 2013

Where: Peabody Opera House

Learn why it feels good to sing a song, but why it feels good to stop, too when Elmo gets his furry fingers on Abby Cadabby's magic wand and Sesame Street becomes a nonstop, all-singing, all-dancing musical montage. Grover and Baby Bear sing their highs and lows, Cookie Monster sings fast and slow, Bert and Ernie converse in song and Murray makes mouth music for all to sing along. Come and play before the show at the free Play Zone with your Sesame Street Live ticket. 10:30 a.m. (24-26), 7:00 p.m. (24-25), 2:00 p.m. & 5:30 p.m. (26), 1:00 p.m. & 4:30 p.m. (27) <http://www.peabodyoperahouse.com/>, (800) 745-3000

St. Louis County Sachs Library events:

Event Type: Children's Story Time

Age Group(s): AGES 3-6 YEARS **EVERY Tuesday!** Come join us for stories, finger plays and songs!

AGES 9 MONTHS-2 YEARS **EVERY Wednesday!!** Little ones and their caregivers will enjoy our lap time with stories and action rhymes.

AGES 2-3 YEARS **EVERY Thursday!** Come join us for stories, finger plays and songs.

Start Time: 10:00 AM

End Time: 10:30 AM

Location: Meeting Room (SA)

Storytime: Amelia Bedelia 50th Anniversary

Jan 31, 2013 at 10:00 AM

Barnes & Noble Booksellers

113 West County Center

Saint Louis, MO

63131

Ways to Volunteer at Countryside

Mom's Day Out (One Year Old Room) Parents

- ~Making play dough
- ~Donating fresh cut flowers

Toddler Parents: Please see Ms. Rebecca if you would like to volunteer for one of the following:

- ~Making play dough
- ~Donating fresh cut flowers for the tables in the classroom
- ~Story Time (time and day will vary)
- ~Sharing a special talent

Preschool/Kindergarten Parents: Sign-up sheets are located in the classroom

- ~Making play dough
- ~Donating fresh cut flowers
- ~Wednesday morning story time (8:30 a.m.)
- ~Sharing information about your Culture/Country
- ~Help the staff in the classroom when a teacher is absent

Newsletter: Send information to JMHanser@aol.com (deadline for submission is the 25th of each month)

- ~monthly community events
- ~child friendly recipes
- ~any idea or information you think other families might enjoy



Please don't forget to send a hat and mittens each day!!!

Thank You!